

## PERSEO

### STRUTTURA / FRAME

Legno massello e pannelli in multistrati, rivestiti in poliuretano espanso a quote differenziate e tessuto protettivo accoppiato. Molleggio di seduta costituito da cinghie elastiche intrecciate.

*Solid and multi-ply wood, covered with differentiated-density polyurethane foam and protective fabric lining. Seating with plaited elastic suspension straps.*

### CUSCINI DI SEDUTA E SCHIENALE / SEAT CUSHIONS AND BACKREST

In piuma con inserto centrale in poliuretano espanso indeformabile rivestito con fodera di cotone.

*Feather mattress with non-deformable polyurethane foam inset and cotton cover.*

### CUSCINETTI / SMALL CUSHIONS

A richiesta in piuma nelle dimensioni specificate sulla scheda tecnica.

*Available to order with goose feather filling as per sizes on technical specifications.*

### RIVESTIMENTI / UPHOLSTERY

In tessuto completamente sfoderabili o in pelle fissi.

*Made of fully removable fabric covers or non-removable leather covers.*

### SISTEMA D'APPOGGIO A TERRA / FLOOR REST SYSTEM

Costituito da basamento in legno massello nelle finiture tinto wengé, rivestito in pelle liscia o arricchito da treccia rame. Possibilità di rivestire il basamento con acciaio in finitura satinata o lucida.

*Constructed with a solid wood plinth in wengé, covered in smooth leather or enriched with copper braid. Alternatively, the plinth is available with a polished or satin-finish steel covering.*

### VERSIONE A LETTO / SOFA BED VERSION

Disponibile nelle versioni fisse e componibili.

*Available in fixed and modular versions.*

Meccanismo a due pieghe con apertura frontale a estrazione.

Il piano letto con rete a maglia elettrosaldata accoglie il materasso in poliuretano espanso alto 12/13 cm. La seduta è con cinghie elastiche.

*Mechanism with front lifting operation. The orthopaedic weld mesh sleeping base can accommodate a foam spring height 12/13 cm.*

*The seat is supported by elastic webbing.*

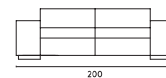
FRONTE / FRONT

LATO / SIDE

FRONTA / TOP

LATO / SIDE

PE200  
divano, cm 200x110  
sofa

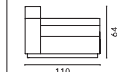


200

PE100D DX/SX  
elemento laterale, cm 100x105  
side element




100



110

44

PE240  
divano, cm 240x110  
sofa



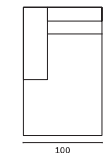
240

PE120D DX/SX  
elemento laterale, cm 120x105  
side element



120

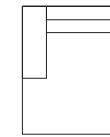
PE100CHS DX/SX  
chaise longue, cm 100x186



100

186


PE120CHS DX/SX  
chaise longue, cm 120x186



120


186

PE280  
divano, cm 280x110  
sofa



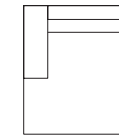
280

PE140D DX/SX  
elemento laterale, cm 140x105  
side element



140

PE140CHS DX/SX  
chaise longue, cm 140x186



140

186

FRONTE / FRONT

**PE70C** CENTRALE  
elemento (sb)\*, cm 70×110  
element (wa)\*



**PE90C**  
elemento (sb)\*, cm 90×110  
element (wa)\*



**PE110C**  
elemento (sb)\*, cm 110×110  
element (wa)\*



**PE110A**  
elemento angolo, cm 110×110  
squared corner



Pianta / TOP

elemento angolo retto, cm 110×110  
squared corner



**PETAV**  
tavolino rivestito, cm 60×30 h44  
ermided coffee table



FRONTE / FRONT

**PE70P**  
pouf, cm 70×70



**PE90P**  
pouf, cm 90×90



**PE50**  
cuscino, cm 50×50  
cushion



FRONTE / FRONT



**PE90P**

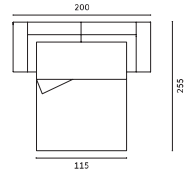


**PE50**

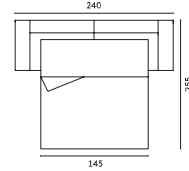


Pianta / TOP

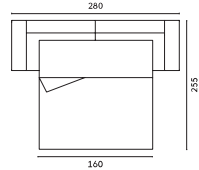
**PE200LE** divano letto/sofa beds, cm 200×255  
materasso/foam, cm 115×190 h12/13



**PE240LE** divano letto/sofa beds, cm 240×255  
materasso/foam, cm 145×190 h12/13



**PE280LE** divano letto/sofa beds, cm 280×255  
materasso/foam, cm 160×190 h12/13



\*senza bracciolo (sb)  
\*without armrest (wa)

**PERSEO**