

Schede tecniche
Technicals

PYTHON

STRUTTURA / FRAME

Legno massella e pannelli multistrati rivestiti in poliuretano espanso a quote differenziate e tessuto protettivo accoppiato. Molleggio di seduta costituito da cinghie elastiche intrecciate ad alta resilienza.
Solid and multi-ply wood, covered with differentiated-density polyurethane foam and protective fabric lining. Seating with high resilience plaited elastic suspension straps.

CUSCINI DI SEDUTA / SEAT CUSHIONS

In piuma con inserto centrale in poliuretano espanso indeformabile a quote differenziate rivestito con fodera di cotone bianca.
Feather mattress with non-deformable polyurethane foam with different densities inset and white cotton cover.

CUSCINI SCHIENALE / BACK CUSHIONS

In piuma con inserto centrale in poliuretano espanso rivestiti con fodera di cotone bianca.
Made of polyurethane foam inset with white cotton lining.

CUSCINETTI / SMALL CUSHIONS

A richiesta in piuma nelle dimensioni specificate sulla scheda tecnica.
Available to order with goose feather filling as per sizes on technical specifications.

RIVESTIMENTI / UPHOLSTERY

In tessuto completamente sfoderabili o in pelle fissi.
Made of fully removable fabric covers or non-removable leather covers.

SISTEMA D'APPOGGIO A TERRA / FLOOR REST SYSTEM

Costituito da piedini in tubolare d'acciaio diametro sezione cm 3 finitura lucida.
Constructed with 3 cm-diameter tubular steel with polished finish.

VERSIONE A LETTO / SOFA BED VERSION

Disponibile nelle versioni fisse e componibili.
Available in fixed and modular versions.

Meccanismo a due pieghe con apertura frontale a estrazione.
Il piano letto con rete a maglia elettrosaldata accoglie il materasso in poliuretano espanso alto 12/13 cm. La seduta è con cinghie elastiche.
Mechanism with front lifting operation. The orthopaedic weld mesh sleeping base can accommodate a foam spring height 12/13 cm. The seat is supported by elastic webbing.

STRUTTURA TAVOLINI / COFFEE TABLES FRAME

In legno massella rivestito in poliuretano espanso.
Solid and multi-ply wood, covered with polyurethane foam.

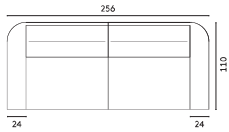
RIVESTIMENTI TAVOLINI / COFFEE TABLES UPHOLSTERY

In pelle liscia, stampata o tessuto.
In smooth leather, printed or fabric.

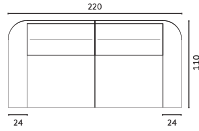
SISTEMA D'APPOGGIO A TERRA TAVOLINI / COFFEE TABLES FLOOR REST SYSTEM

Costituito da tubolare sezione diametro cm 3 finitura lucida.
Constructed with 3 cm-diameter tubular steel feet with polished finish.

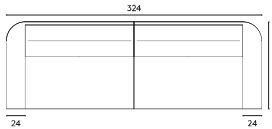
PY256
divano, cm 256×110
sofa



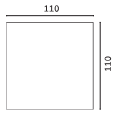
PY220
divano, cm 220×110
sofa



PY324
divano, cm 324×110
sofa



PYP110
pouf, cm 110×110



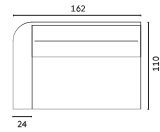
PYCU50
cuscino, cm 50×50
cushion



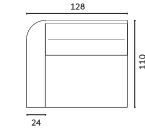
PYCU60
cuscino, cm 60×40
cushion



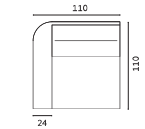
PY162 PY162 DX/SX
elemento laterale, cm 162×110
side element



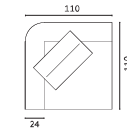
PY128 PY128 DX/SX
elemento laterale, cm 128×110
side element




PY110 PY110 DX/SX
elemento laterale, cm 110×110
side element



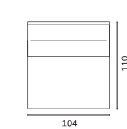
PYA110 ANGOLO
elemento (ar)*, cm 110×110
squared corner



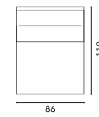
PY138C
elemento (sb)*, cm 138×110
element (wa)*



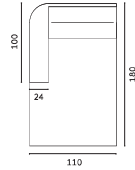
PY104C
elemento (sb)*, cm 104×110
element (wa)*



PY86C
elemento centrale, cm 86×110
central element



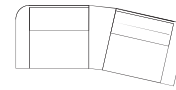
PYCL180 DX/SX
chaise longue, cm 180×110



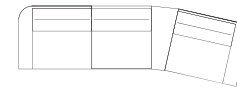
PYI
tavolino rivestito, cm 50×25 h44
ermided coffee table



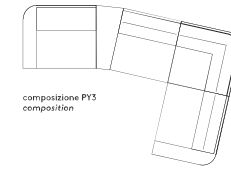
esempi di composizione
examples of composition



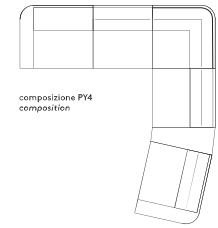
composizione P11
composition



composizione P12
composition

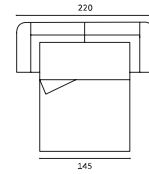


composizione P13
composition

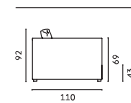


composizione P14
composition

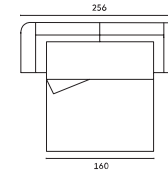
PY220LE
divano letto, cm 220×110/255
sofa beds
materasso, cm 145×190 h12/13
foam



LATO / SIDE

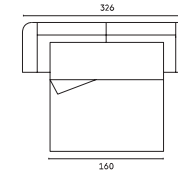


PY256LE
divano letto, cm 256×110/255
sofa beds
materasso, cm 160×190 h12/13
foam



160

PY326LE
divano letto, cm 326×110/255
sofa beds
materasso, cm 160×190 h12/13
foam



160

*angolo retto (ar)
*senza bracciolo (sb)
*without armrest (wa)