

# sean



## Struttura / Frame

Legno massello e pannelli in multistrati, rivestiti in poliuretano espanso a quote differenziate e tessuto protettivo accoppiato. Molleggio di seduta costituito da cinghie elastiche intrecciate. / Solid and multi-ply wood, covered with differentiated-density polyurethane foam and protective fabric lining. Seating with plaited elastic suspension straps.

## Cuscino di seduta / Seat cushion

Costituito da materasso in piuma con inserto centrale in poliuretano espanso indeformabile rivestito con fodera di cotone. / Feather mattress with non-deformable polyurethane foam inset and cotton cover.

## Cuscino schienale / Back cushions

In piuma d'oca canalizzata con inserto centrale indeformabile. / Sectioned goose feather filling with non-deformable central inset.

## Cuscinetti / Small cushions

A richiesta in piuma nelle dimensioni specificate sulla scheda tecnica. / Available to order with goose feather filling as per sizes on technical specifications.

## Rivestimenti / Upholstery

In tessuto completamente sfoderabili o in pelle fissi. / With fully removable fabric covers or non-removable leather covers.

## Sistema d'appoggio a terra / Floor rest system

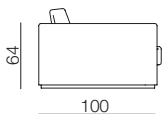
Costituito da piastre in metallo con finitura lucida o satinata, disponibile anche nella versione legno tinto wengè, ciliegio, noce o faggio naturale. / Constructed with polished- or satin-finish metal plates; also available in wengè, cherry, walnut or natural beech wood finishes.

## Versione a letto / Sofa bed version

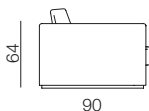
Disponibile nelle versioni fisse e componibili. / Available in fixed and modular versions.

Meccanismo da inserimento ad ingombro ridotto, con apertura in tre parti. Costruzione in acciaio ad alta resistenza, verniciatura a forno, vernice in polvere. Letto ortopedico con rete elettrosaldata. Versione elettrosaldata con cinghie elastiche. Materasso di resina alto cm. 8, lungo cm. 180. / Compact sofa bed mechanism which folds out into three sections. Built in high-resistance steel lacquered with an oven-dried powder coating. Orthopaedic bed with electrowelded mesh base. Electrowelded model with elastic straps. Resin mattress: height 8 cm, length 180 cm.

## Veduta laterale divani - Sofas lateral view



## Veduta laterale poltrona - Armchair lateral view



## Elementi fissi - Fixed elements



SE 90A

cm. 90 x 90 x h 64



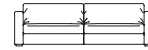
SE 180

180 x 100 x h 64



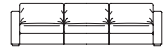
SE 200

240 x 100 x h 64



SE 220

220 x 100 x h 64



SE 240

240 x 100 x h 64

## Elementi laterali - Side elements



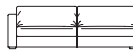
SE 170BR

cm. 170 x 100 x h 64



SE 190BR

190 x 100 x h 64



SE 220BR

210 x 100 x h 64



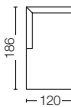
SE 230BR

230 x 100 x h 64



SE 100CL

100 x 186 x h 64



SE 120CL

120 x 186 x h 64



SE 100A

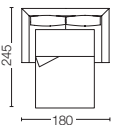
100 x 100 x h 64



Angolo quadro / Squared corner

cm. Chaise longue / Chaise long Chaise longue / Chaise long

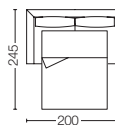
## Divani letto - Sofa beds



SE 180LE

180 x 100/245 x h 64  
Materasso / Mattress  
135 x 180 x h 8

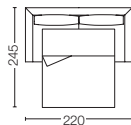
cm. Rete / Bed base 152



SE 200LE

200 x 100/245 x h 64  
Materasso / Mattress  
155 x 180 x h 8

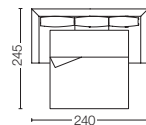
cm. Rete / Bed base 172



SE 220LE

220 x 100/245 x h 64  
Materasso / Mattress  
155 x 180 x h 8

cm. Rete / Bed base 172

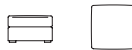


SE 240LE

240 x 100/245 x h 64  
Materasso / Mattress  
155 x 180 x h 8

cm. Rete / Bed base 172

## Pouff - Pouf



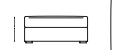
SE 70P

cm. 70 x 70 x h 42



SE 90P

90 x 90 x h 42



SE 100P

100 x 100 x h 42

## Accessori - Accessories



SE 50C

cm. 50 x h 50  
Cuscinetto / Small cushion

Gli elementi laterali sono disponibili nella versione destra e sinistra. Lato destro e sinistro vengono definiti guardando il prodotto frontalmente. / The sides elements are available in the right or left version. Right and left sides are intended watching the product frontally.